
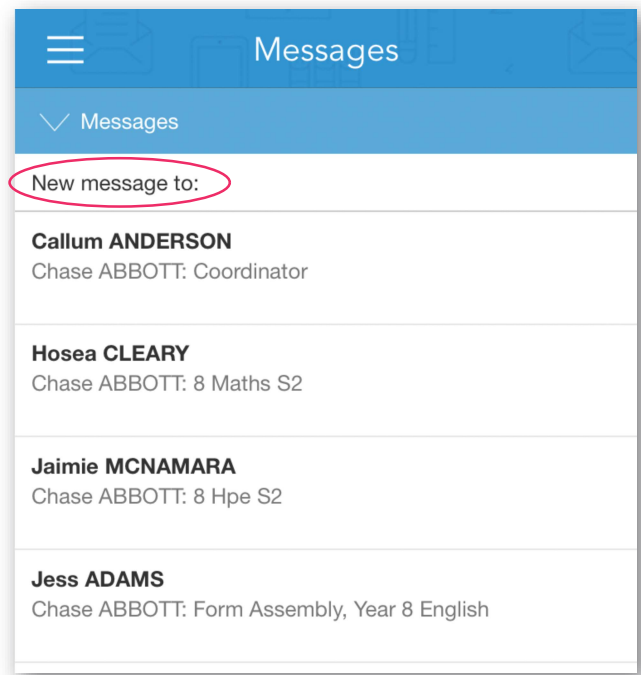
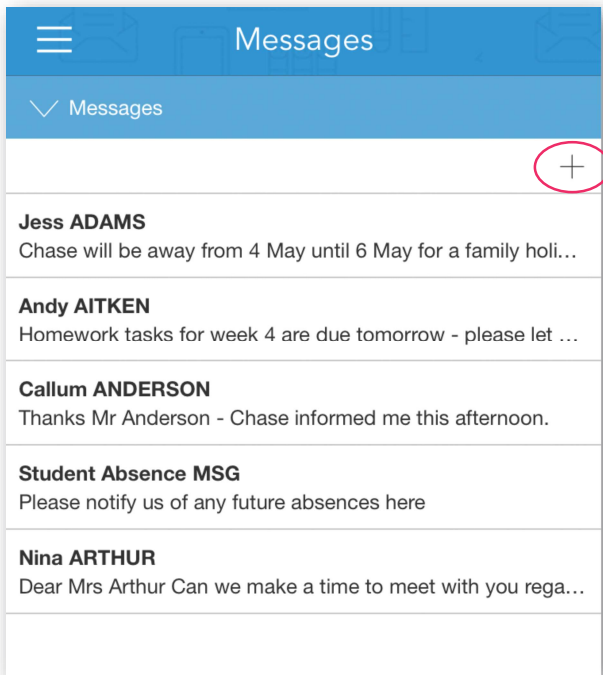


To send a new message to a staff member

1. Tap the menu button in the top left 
2. Tap Messages
3. Tap the name of a Staff member who you've messaged in the past to view Message history or reply to a previous message
4. To start a new conversation, tap the + button in the top right and select from your child's teachers and coordinators



Please note: Schools may choose to disable certain XUNO features at their discretion - if you don't see some of the menu items contained within this user guide, it may mean that the school has chosen not to enable it. If you are interested in using a particular feature, or can't see a menu item that you've been asked to use by the school, please contact the school directly to discuss your options.